

Part List - mechanical -



Xperia™ L1 & L1 Dual
G3311, G3313, G3312

CONTENTS

1 Part List 3

2 Revision History 8















1 Part List

















The following parts are available for order in 'E-star'.





The 'E-star' name of a part may often be complex and even confusing, so the name of certain parts mentioned in the Working Instructions, Repair Movies and Troubleshooting Guide are often referred to by a simple descriptive name for better understanding.

Both names (designations) will in that case be included in this Part List, where the name being used in the documents mentioned above is underlined, e.g. Battery Cover.











RLC, Reversed Logistic Classification column for replaced part handling, See the Spare part handling chapter in Mechanical/Generic Repair Manual (1220-1333).

Designation	Part No.	RLC	Part	Location
2nd Mic Mesh	A/415-81000-0048	C		
Adhesive Battery	A/415-81000-0046	C		
Adhesive Ear speaker Holder	A/415-81000-0037	C		
Adhesive Vibrator	A/415-81000-0049	C		
<u>Antenna Assy DIV/BT/WIFI/GPS</u> Antenna Assy DIV/BT/WIFI/GPS G3311/G3312 Antenna Assy DIV/BT/WIFI/GPS G3313	A/330-0000-00416 A/330-0000-00415	C	 	 
Back Cover Adhesive A	A/415-81000-0043	C		

Designation	Part No.	RLC	Part	Location
Back Cover Adhesive B	A/415-81000-0042	C		
Back Cover Adhesive C	A/415-81000-0063	C		
<u>Back Cover Assy</u> Back Cover Assy Black Back Cover Assy White Back Cover Assy Rose	A/405-81000-0001 A/405-81000-0002 A/405-81000-0007	C		
Battery embedded	1299-8167	C		
CU Label Tray	A/415-81000-0045	C		
Ear speaker	A/313-0000-00303	C		
Ear speaker Holder	A/405-81000-0005	C		
<u>Front Assy</u> Front Assy Black Front Assy White Front Assy Rose	A/8CS-81000-0001 A/8CS-81000-0002 A/8CS-81000-0003	A		

Designation	Part No.	RLC	Part	Location
Front camera	A/335-0000-00242	C		
Main camera	A/335-0000-00241	B		
Main Camera Cushion	A/415-81000-0044	C		
Main FPC	A/321-M000-00174	C		
Main FPC Adhesive A	A/415-81000-0030	C		
Main FPC Adhesive B	A/415-81000-0031	C		
Main Mic Mesh	A/415-81000-0047	C		
MoP Label	1306-7242	C		

Designation	Part No.	RLC	Part	Location
RF Cable	A/415-81000-0017	C		
Screw T5 1.6-3.3 Black	A/409-00000-0235	C		
Screw T5 Tapping 1.6-4.5 silver	A/409-00000-0233	C		
<u>Side Panel Cap</u> Side Panel Cap Black Side Panel Cap White Side Panel Cap Rose	A/415-81000-0010 A/415-81000-0012 A/415-81000-0019	C		
<u>Side Panel Keys</u> Side Panel Keys Black Side Panel Keys White Side Panel Keys Rose	A/415-81000-0009 A/415-81000-0011 A/415-81000-0018	C		
<u>SIM Cap</u> SIM Cap Black SIM Cap White SIM Cap Rose	A/405-81000-0009 A/405-81000-0010 A/405-81000-0011	C		
<u>Speaker Box/Main Antenna</u> Speaker Box/Main Antenna G3311&G3312 Speaker Box/Main Antenna G3313	A/313-0000-00323 A/313-0000-00325	C		
<u>Speaker Mesh</u> Speaker Mesh Black Speaker Mesh White	A/415-81000-0032 A/415-81000-0033	C		

Designation	Part No.	RLC	Part	Location
Sub PBA	A/8CS-81000-0004	C		
<u>Tray SIM</u> Tray Dual Nano SIM Tray Single Nano SIM	A/415-59300-0001 A/415-58870-0001	C		
Vibrator	A/320-0000-00103	C		
Water Intrusion Label	A/478-232900-020	C		
		C		

2 Revision History

Rev.	Date	Changes/Comments
1	2017-Apr-15	Initial Release